


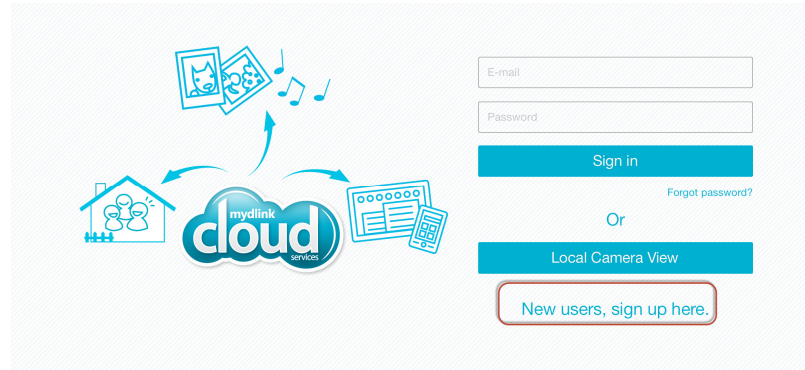
How to Setting up DCS-DCS-5222LBx with New mydlink Account on IOS device?

Step 1: Connect the power of the camera.

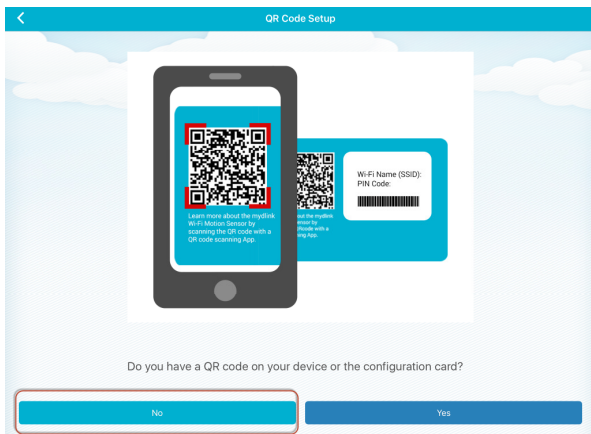
Step 2: Open Mydlink Lite Apps on the IOS mobile device.



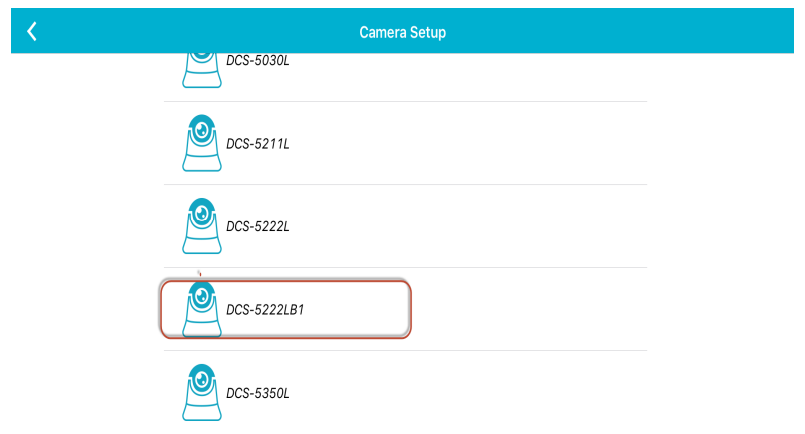
Step 3: Click on New users, sign up here.



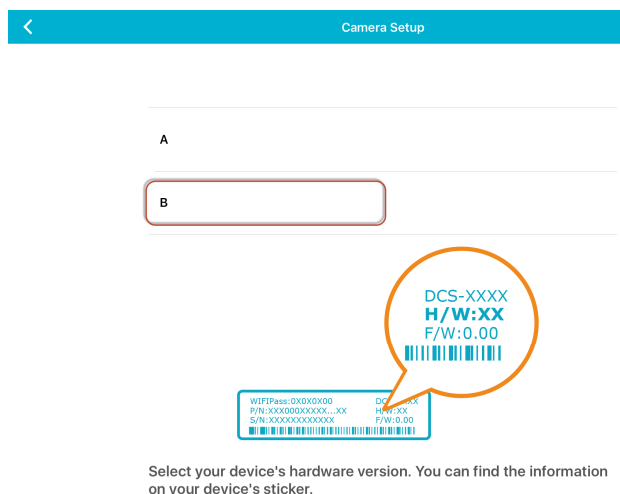
Step 4: Click on No.




Step 5: Select DCS-5222LB1



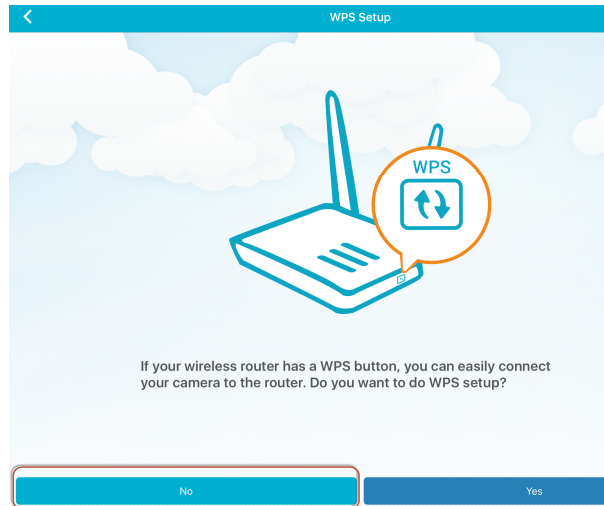
Step 6: Select B.



Step 7: Click on Next




Step 8: Click on No.



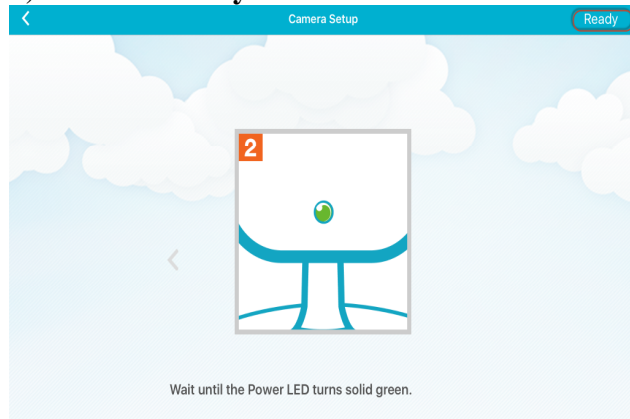
Step 9:

- a) Plug a LAN cable from your camera to the router
- b) Slide your screen to the left.



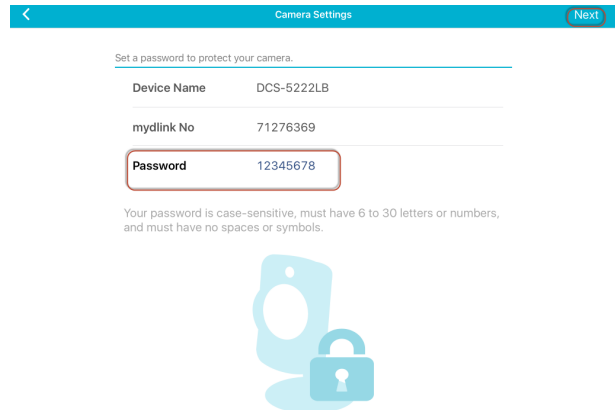
Step 10:

- a) Ensure the camera is show green light.
- b) Click on **Ready**.

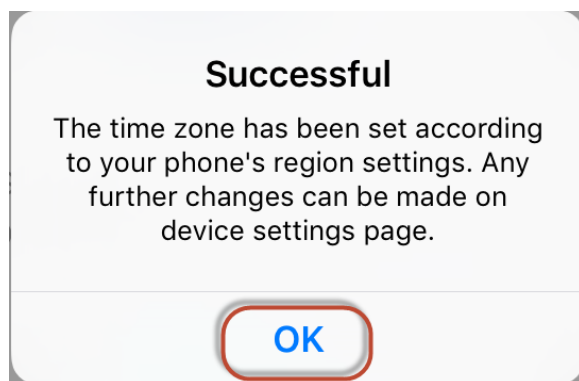


Step 11:

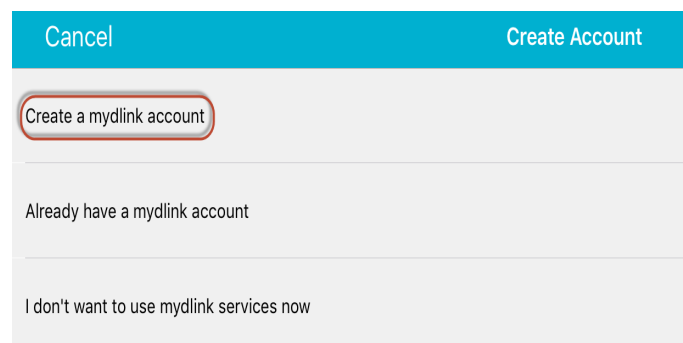
- a) Give a **Password** for the device.
- b) Click on **Next**.



Step 12: Click on OK.



Step 13: Click on Create a mydlink account.



Step 14: Click on Accept.

Terms of Use

D-Link Corporation and its family of companies (alternatively referred to herein as "D-Link", "we" or "us") provide access to the mydlink web site and related services subject to the terms and conditions set forth below, including all documents, policies, and guidelines incorporated herein by reference. Please read this agreement carefully before entering the site, and refer to these terms as necessary as you explore the mydlink web site. The terms of this agreement provide the conditions upon which D-Link agrees to provide you access to this site. If you disagree with any provision contained herein, and/or do not wish to accept these conditions, do not visit the mydlink web site or use its services.

By visiting the mydlink web site and/or using its services, you agree to these Terms of Use.

D-Link is sometimes referred to herein as "we", "us", "our", or "D-Link" and the user is sometimes referred to as "you", "your", "user" or "customer".

1. REGISTRATION OBLIGATIONS.

When you are registering a mydlink account to use our online services, you need to provide some required personal information and proceed with related verifications, as may be required by the communication regulations and statutes of different countries. You agree to: (i) provide true, accurate, current, and complete information about yourself. (ii) complete additional verification of your personal information as may be required. (iii) maintain and promptly update your registration data to keep it true, accurate, current, and complete. D-Link has the right to call you directly to provide assistance should you encounter problems using our products or services. Accurate information is very important for us to resolve your problems and improve our service. You are responsible for all liability that may arise from your failure to provide true, accurate, current and complete information and to maintain and promptly update such information. If you provide any information that is, or we have reasonable grounds to believe is, untrue, inaccurate, misleading, not current, or incomplete, we may suspend or terminate your account and/or services, or any portion thereof.

2. ACCOUNT, PASSWORD, AND SECURITY.

If you use any part of the mydlink online services that requires a login email or password, then you are responsible for maintaining the confidentiality of that email and password and for restricting access to your computer, and you agree that you are solely responsible for any liability or damages resulting from your failure to maintain that confidentiality, and for all activities that occur under your account or password. You agree to (i) immediately notify D-Link of any unauthorized use of your account or password or any other breach of security, and (ii) ensure that you exit from your account at the end of each session of online services. D-Link reserves the right to take any and all action, as it deems necessary or reasonable, to ensure the security of your account and your online services, including, without limitation, terminating your account, changing your password, or requesting additional information to authorize transactions on your account. D-Link will not be liable for any loss or damage arising from your failure to comply with this Section.

3. PRODUCTS AND SERVICES.

Decline

Accept

Step 15:

1) Please Enter:

a) Your first Name

b) Your last Name

c) Your E-mail (It will be use as your login name.)

d) Password for the Mydlink Account (6 to 30 alphanumeric with no space)

2) Click on Next

← Create Account Next

First Name	joe
Last Name	liang
E-mail	@gmail.com
Password	*****
Retype Password	*****

6-30 alphanumeric characters with no spaces.

Step 16: Click on OK.

Please verify account

Your account has not been verified, please check your mailbox for verification mail and verify your account in 7 days.

Once the account is verified, please sign in mydlink again to renew the status.

OK Resend E-mail

--- END ---